
























	Property	Size	Contact
	<p><b>Restaurant w/ Drive-Thru</b>                      800 NE Coronado Drive                      Blue Springs, Missouri</p> <p><a href="#">Click Here for Flyer</a></p>	<p>4,119 SF</p>	<p><b>Sean Ellington</b>                      P: +1 913 890 2008                      E: sean@nai-heartland.com</p>
	<p><b>2,586 SF Retail / Flex Space</b>                      245-265 Stone Creek Dr                      Gardner, Kansas</p> <p><a href="#">Click Here for Flyer</a></p>	<p>2,586 SF</p>	<p><b>Sean Ellington</b>                      P: +1 913 890 2008                      E: sean@nai-heartland.com</p>
	<p><b>BBQ Restaurant</b>                      5047 Welborn Ln                      Kansas City, Kansas</p> <p><a href="#">Click Here for Flyer</a></p>	<p>1,920 SF building                      on 15,986 SF lot</p>	<p><b>Sean Ellington</b>                      P: +1 913 890 2008                      E: sean@nai-heartland.com</p>
	<p><b>State Line Point</b>                      13601-13657 Washington Street                      Kansas City, Missouri</p> <p><a href="#">Click Here for Flyer</a></p>	<p>1,500 - 6,000 SF Small Shop                      60,062 SF Anchor Space</p>	<p><b>Chad LaSala, CCIM</b>                      P: +1 913 956 5813                      E: chad@nai-heartland.com</p>
	<p><b>New Longview - Building 31</b>                      420-440 SW Longview Blvd                      Lee's Summit, Missouri</p> <p><a href="#">Click Here for Flyer</a></p>	<p>1,800 - 4,800 SF</p>	<p><b>Chad LaSala, CCIM</b>                      P: +1 913 956 5813                      E: chad@nai-heartland.com</p>






	Property	Size	Contact
	<p><b>Freestanding Restaurant</b>                      1399 NE Douglas Street                      Lee's Summit, Missouri</p> <p><a href="#">Click Here for Flyer</a></p>	<p>4,000 SF</p>	<p><b>Chad LaSala, CCIM</b>                      P: +1 913 956 5813                      E: chad@nai-heartland.com</p>
	<p><b>Indian Trails Shopping Center</b>                      SEC 151st Street &amp; Ridgeview Road                      Olathe, Kansas</p> <p><a href="#">Click Here for Flyer</a></p>	<p>1,200 - 1,845 SF</p>	<p><b>Sean Ellington</b>                      P: +1 913 890 2008                      E: sean@nai-heartland.com</p>
	<p><b>Arbor Creek Village</b>                      16025-16029 S Bradley Drive                      Olathe, Kansas</p> <p><a href="#">Click Here for Flyer</a></p>	<p>1,612 - 3,305 SF</p>	<p><b>Sean Ellington</b>                      P: +1 913 890 2008                      E: sean@nai-heartland.com</p>
	<p><b>Retail Space</b>                      NWC I-35 &amp; Hwy 59                      Ottawa, Kansas</p> <p><a href="#">Click Here for Flyer</a></p>	<p>16,806 SF</p>	<p><b>Chad LaSala, CCIM</b>                      P: +1 913 956 5813                      E: chad@nai-heartland.com</p>
	<p><b>Marty Shops</b>                      7275 W 105th Street                      Overland Park, Kansas</p> <p><a href="#">Click Here for Flyer</a></p>	<p>10,808 SF Total</p>	<p><b>Chad LaSala, CCIM</b>                      P: +1 913 956 5815                      E: chad@nai-heartland.com</p> <p><b>Sean Ellington</b>                      P: +1 913 890 2008                      E: sean@nai-heartland.com</p>


	Property	Size	Contact
	<p><b>Boulevard Shops</b> 8815-8829 Metcalf Avenue Overland Park, Kansas</p>	<p>Fully Leased</p>	<p><b>Chad LaSala, CCIM</b> P: +1 913 956 5815 E: chad@nai-heartland.com</p> <p><b>Sean Ellington</b> P: +1 913 890 2008 E: sean@nai-heartland.com</p>
	<p><b>Restaurant w/ Drive-Thru</b> 12005 Metcalf Ave Overland Park, Kansas</p> <p><a href="#">Click Here for Flyer</a></p>	<p>3,132 SF</p>	<p><b>Sean Ellington</b> P: +1 913 890 2008 E: sean@nai-heartland.com</p> <p><b>Mike Sonnenberg, CCIM</b> P: +1 913 956 5812 E: mike@nai-heartland.com</p>
	<p><b>Cherokee South Plaza</b> SWC 95th &amp; Antioch Overland Park, Kansas</p> <p><a href="#">Click Here for Flyer</a></p>	<p>648 - 11,269 SF</p>	<p><b>Chad LaSala, CCIM</b> P: +1 913 956 5815 E: chad@nai-heartland.com</p> <p><b>Sean Ellington</b> P: +1 913 890 2008 E: sean@nai-heartland.com</p>
	<p><b>JAS Shops</b> Shawnee Mission Pkwy &amp; Monticello Shawnee, Kansas</p>	<p>Fully Leased</p>	<p><b>Chad LaSala, CCIM</b> P: +1 913 956 5815 E: chad@nai-heartland.com</p> <p><b>Sean Ellington</b> P: +1 913 890 2008 E: sean@nai-heartland.com</p>
	<p><b>The Hartman Building</b> Johnson Dr &amp; Nieman Rd Shawnee, Kansas</p> <p><a href="#">Click Here for Flyer</a></p>	<p>1,091 - 7,185 SF</p>	<p><b>Sean Ellington</b> P: +1 913 890 2008 E: sean@nai-heartland.com</p>

	Property	Size	Contact
	<p><b>Retail Space</b>                      137 N Belt Highway                      St Joseph, Missouri</p> <p><a href="#">Click Here for Flyer</a></p>	<p>27,448 SF</p>	<p><b>Sean Ellington</b>                      P: +1 913 890 2008                      E: sean@nai-heartland.com</p> <p><b>Carl LaSala</b>                      P: +1 913 956 5805                      E: carl@nai-heartland.com</p>
	<p><b>Former Office Max</b>                      2414 N Maize Road                      Wichita, Kansas</p> <p><a href="#">Click Here for Flyer</a></p>	<p>18,170 SF</p>	<p><b>Carl LaSala</b>                      P: +1 913 956 5805                      E: carl@nai-heartland.com</p>
	<p><b>Central Heights Shopping Center</b>                      SWC Central &amp; Ridge Road                      Wichita, Kansas</p> <p><a href="#">Click Here for Flyer</a></p>	<p>515 SF up to 61,152 SF</p>	<p><b>Carl LaSala</b>                      P: +1 913 956 5805                      E: carl@nai-heartland.com</p> <p><b>Troy Farha</b>                      P: +1 316 847 4904                      E: tfarha@naimartens.com</p>



	Property	Size	Contact
	<p><b>29K SF Showroom w/ Service Area</b>                      800 Quick Trip Way                      Belton, Missouri</p> <p><a href="#">Click Here for Flyer</a></p>	<p>29,034 SF building                      7.38 Acre lot                      Potential redevelopment site</p>	<p><b>Jon S. England, CCIM, SEC</b>                      P: +1 913 890 2002                      E: jon@nai-heartland.com</p>
	<p><b>Restaurant w/ Drive-Thru</b>                      800 NE Coronado Drive                      Blue Springs, Missouri</p> <p><a href="#">Click Here for Flyer</a></p>	<p>4,119 SF</p>	<p><b>Sean Ellington</b>                      P: +1 913 890 2008                      E: sean@nai-heartland.com</p>
	<p><b>Former Walmart</b>                      2000 N Commercial                      Harrisonville, Missouri</p> <p><a href="#">Click Here for Flyer</a></p>	<p>72,000 SF building                      on 10.43 Acres</p>	<p><b>Carl LaSala</b>                      P: +1 913 956 5805                      E: carl@nai-heartland.com</p>
	<p><b>Restaurant for Sale</b>                      5047 Welborn Ln                      Kansas City, Kansas</p> <p><a href="#">Click Here for Flyer</a></p>	<p>1,920 SF building                      on 15,986 SF lot</p>	<p><b>Sean Ellington</b>                      P: +1 913 890 2008                      E: sean@nai-heartland.com</p>
	<p><b>Prime Retail Space</b>                      501 E Front Street                      Bonner Springs, Kansas</p> <p><a href="#">Click Here for Flyer</a></p>	<p>2,520 SF</p>	<p><b>Chad LaSala, CCIM</b>                      P: +1 913 956 5815                      E: chad@nai-heartland.com</p>

	Property	Size	Contact
	<p><b>New Longview - Building 31</b>                      420 SW Longview Blvd                      Lee's Summit, Missouri</p> <p><a href="#">Click Here for Flyer</a></p>	<p>2,400 - 10,200 SF</p>	<p><b>Chad LaSala, CCIM</b>                      P: +1 913 956 5815                      E: chad@nai-heartland.com</p>
	<p><b>New Longview - Building 31</b>                      430 SW Longview Blvd                      Lee's Summit, Missouri</p> <p><a href="#">Click Here for Flyer</a></p>	<p>1,800 - 10,200 SF</p>	<p><b>Chad LaSala, CCIM</b>                      P: +1 913 956 5815                      E: chad@nai-heartland.com</p>
	<p><b>New Longview - Building 31</b>                      440 SW Longview Blvd                      Lee's Summit, Missouri</p> <p><a href="#">Click Here for Flyer</a></p>	<p>1,800 - 10,200 SF</p>	<p><b>Chad LaSala, CCIM</b>                      P: +1 913 956 5815                      E: chad@nai-heartland.com</p>
	<p><b>Prime Retail Space</b>                      1207 Armour Road                      North Kansas City, Missouri</p> <p><a href="#">Click Here for Flyer</a></p>	<p>2,744 SF</p>	<p><b>Chad LaSala, CCIM</b>                      P: +1 913 956 5815                      E: chad@nai-heartland.com</p>
	<p><b>8,400 SF Retail Building</b>                      520 Cliffside Drive                      Noel, Missouri</p> <p><a href="#">Click Here for Flyer</a></p>	<p>8,400 SF</p>	<p><b>Jon S. England, CCIM, SEC</b>                      P: +1 913 890 2002                      E: jon@nai-heartland.com</p>

Property	Size	Contact
 <p data-bbox="583 240 1010 280"><b>Restaurant w/ Drive-Thru</b></p> <p data-bbox="583 293 877 354">12005 Metcalf Ave Overland Park, Kansas</p> <p data-bbox="583 383 877 418"><a href="#">Click Here for Flyer</a></p>	<p data-bbox="1142 315 1262 347">3,132 SF</p>	<p data-bbox="1562 209 1772 241"><b>Sean Ellington</b></p> <p data-bbox="1562 254 1881 315">P: +1 913 890 2008 E: sean@nai-heartland.com</p> <p data-bbox="1562 349 1902 381"><b>Mike Sonnenberg, CCIM</b></p> <p data-bbox="1562 394 1881 454">P: +1 913 956 5812 E: mike@nai-heartland.com</p>